



ALL IN ONE PLACE BASE CAMP NON VERBAL REASONING ACTIVITY 1A ODD ONE OUT

INSTRUCTIONS

- Spend about 40 minutes on the activity
- Write all your answers on the activity sheet
- If you can't answer a question – move on
- Use the solution sheet to check your work
- Ask family member or teacher to clarify questions you found difficult or didn't understand

INTRODUCTION

The Non Verbal Reasoning activities, like those for Verbal Reasoning have three levels of increasing difficulty. Each level has 20 questions.

If you can't answer to a question, leave it and move on. An important skill in Common Entrance is using your time well. You can always go back to questions you were unable to answer.

LEVEL 1: EASY

This questions should be quick!
The questions are designed to get you used to this type of Non Verbal Reasoning question.

LEVEL 2: OKAY

Most of the questions you'll get in your Common Entrance Non Verbal Reasoning Examination should be at this level.

LEVEL 3: THE CHALLENGE

These questions extend you Non Verbal Reasoning skills. You'll probably get a few questions like this but don't panic if you find them difficult.

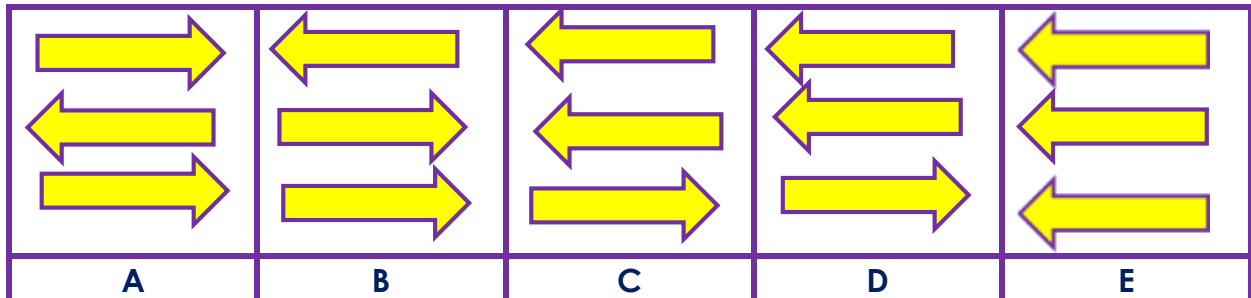




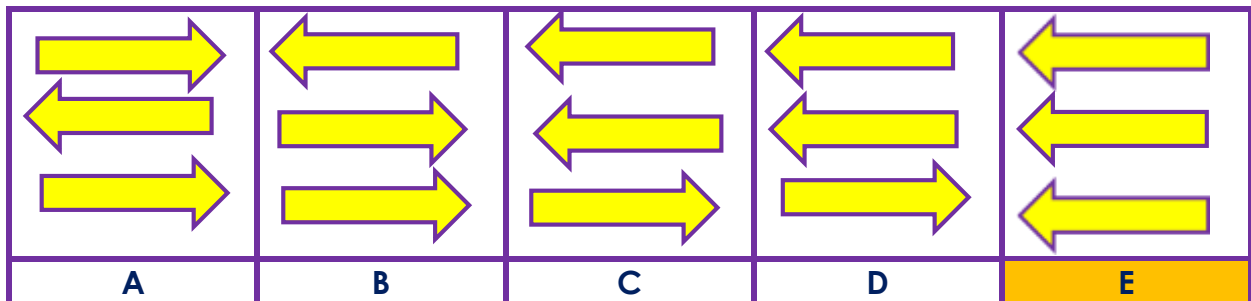
ODD ONE OUT

In these questions, you are given five pictures. Four of the pictures are connected or related. One picture is not related at all – the ‘odd one out’. You need to circle, underline or highlight the letter matching this picture in each set. The examples show you what to do.

EXAMPLE 1



ANSWER

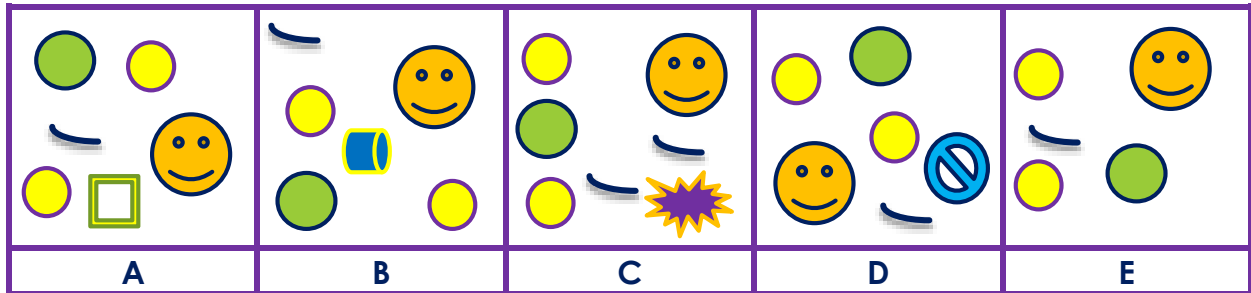


REASONING


A, **B**, **C** and **D** all contain two arrows pointing in the same direction and one arrow pointing in the opposite direction. In **E**, all the arrows are pointing in the same direction, so this is ‘the odd one out.’



EXAMPLE 2



ANSWER



REASONING

Slightly trickier this time. Let's look at what the shapes represent.

are the eyes of

is the head of

are the lips of


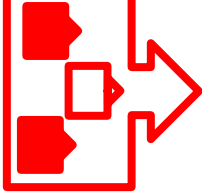



The other shapes in **A**, **B**, **C**, **D** and **E** are all different. But **C** has two sets of lips and is the odd one out.



LEVEL 1: EASY

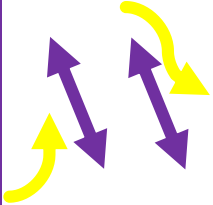
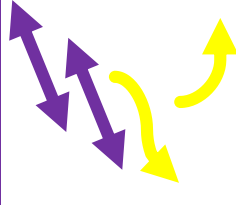
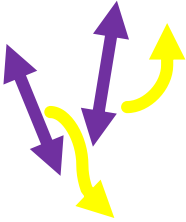
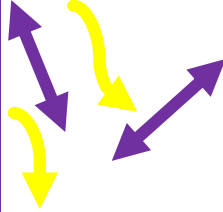
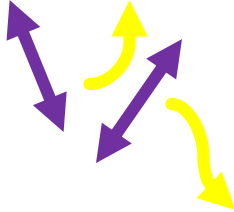


JUMP 1

				
A	B	C	D	E








JUMP 2

				
A	B	C	D	E



JUMP 3

				
A	B	C	D	E



JUMP 4

A	B	C	D	E



JUMP 5

A	B	C	D	E



JUMP 6

A	B	C	D	E



JUMP 9

A	B	C	D	E



JUMP 10

A	B	C	D	E



JUMP 11

A	B	C	D	E



JUMP 13

B	M	Y	A	X
A	B	C	D	E



JUMP 14

A	B	C	D	E








JUMP 16

A	B	C	D	E




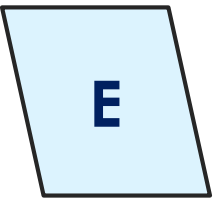



JUMP 17

				
A	B	C	D	E









JUMP 19


				
A	B	C	D	E



JUMP 20

				
A	B	C	D	E



<p>STOP AND CHECK</p>  <p>checkpoints</p>	<p>SCORE OUT OF 20</p> <hr/> <p>PERCENTAGE</p>
---	--